


# STOCK MOTOR PRODUCTS




**SINGLE PHASE (TEFC)**

- 1/3 - 10 hp: 1800 RPM
- 115/ 230V Through 2 hp, 230V for 3 hp and Above
- 1.15 Service Factor, Continuous Duty
- Manual Reset Overload Protection
- Extra High Torque for Tough Applications (e.g. Farm Duty)



**TWO SPEED MOTORS**

- 100 - 300 hp, TEFC (IP55)
- 1800/ 900 RPM, Two Speed, One Winding
- 460V Only
- 1045 Carbon Steel Shaft
- Paint System: 2 Part Epoxy
- Stainless Steel Nameplate and Hardware




**ROLLED STEEL MOTORS**

- ODP: 1/3 - 40 hp, TEFC: 1/3 - 10 hp
- 230/460V, Useable on 200 & 208 Volt Systems
- Motors 1 hp and Above are NEMA Premium Efficient
- Wound with Inverter Duty Wire
- 1.15 Service Factor, Continuous Duty Rated
- Multiple Mountings for 56 and 140T, Dual Mountings on 180T and Larger




**MAX-HT™**

- 20 - 600 hp: 1800, 1200, 900 RPM
- NEMA Design C (Locked Rotor Torque 200% FLT)
- TEFC (IP55)
- High Strength Steel Shaft, AISI 4140 Material
- Thermally Protected with One per Phase Thermistors
- Suitable for Vertical Mounting for Vertical Impact Crushers




**NEMA PREMIUM CAST IRON ODP**

- 1 - 500 hp: 3600, 1800, 1200 RPM
- 230/460V through 125 hp, 460V for 150 hp and Larger
- Some Ratings are Available in 575V
- Suitable for Inverter Duty with 20:1 Variable Torque and 10:1 Constant Torque Speed Ranges
- All Cast Iron Construction




**EXPLOSION PROOF (Division 1, Zone 1)**

- 1 - 150 hp: 3600, 1800, 1200 RPM
- Class 1, Group D; Class 2, Groups E, F & G
- Class 1, Group C on 20 hp and Below
- Wound with Inverter Duty Wire
- UL Approved for Inverter Duty
- Footed C-Face and Round Body C-Face Stocked up to 100 hp



**MAX-PE™**

- 1 - 200 hp: 3600, 1800, 1200 RPM
- Dual Rated for Both 60 & 50 Hz, 230/460V or 190/380V
- Meets or Exceeds NEMA Premium Efficiency Levels
- Cast Iron Frame and End Brackets
- Rolled Steel Terminal Box and Fan Cover
- UL Recognized, CSA Certified and CE Marked
- Footed C-Face Stocked Up to 100 hp



**CLOSED COUPLED PUMP MOTORS (JM/JP)**

- 1 - 50 hp (TEFC) and 1 - 40 hp (ODP)
- 3600, 1800 & 1200 RPM
- CE Marked
- Meets EISA Efficiency Requirements
- TEFC Motors have Cast Iron Frames
- ODP Motors have Rolled Steel Frames



**MAX-E1®**

- 3/4 - 800 hp: 3600, 1800, 1200, 900 RPM
- NEMA Premium Efficiency, 500 hp and Below
- 230/460V Through 125 hp, 460V for 150 hp and Larger
- Some 575V Stocked Through 125 hp
- CSA and UL Approved for Inverter Duty per NEMA MG-1, Part 31
- CSA Certified for Class 1, Div 2, Groups B, C & D, Temp Code T3C
- Footed C-Face and Round Body C-Face Stocked up to 100 hp



**OIL WELL PUMP MOTORS**

- 5 - 125 hp: 1200 RPM
- Open Drip Proof (IP22) with Rodent Screens
- NEMA Design D, High Slip (Min. 5%)
- Tri-Voltage 230/ 460/ 796V, 60 Hz
- Standard with Klixon Temperature Limiting Device
- All Cast Iron Construction




**MAX-E2/841®**

- 1 - 500 hp: 3600, 1800, 1200 RPM
- Meets or Exceeds IEEE 841 Standards
- INPRO™ Seals
- All Cast Iron Construction
- CSA Certified for Class 1, Div 2, Groups B, C & D, Temp Code T3C
- CSA and UL Approved for Inverter Duty per NEMA MG-1, Part 31
- Footed C-Face and Round Body C-Face Stocked Up to 100 hp




**GLOBAL SERIES® MEDIUM VOLTAGE**

- WPI Enclosures, 100 - 1000 hp in Stock
- TEFC Enclosures, 100 - 1750 hp in Stock
- 2300/ 4160 Dual Voltage
- Vacuum Pressure Impregnated Form Wound Coils
- 120 Volt Space Heater and 100 Ohm (Pt) Winding RTD's, 2/Phase
- TEFC Design Meets the NEMA Premium Standards
- Multiple Modifications Available for Customization



**MAX-VH™**

- 7.5 - 400 hp: 1800 RPM Only
- Vertical High Thrust Motors
- Weather Protected Type I (WPI) Enclosure
- Standard with Non-Reversing Ratchet
- Upper Coupling Changeable to Multiple Diameters
- Steady Bushings Available
- Wound with Inverter Duty Wire




**STAINLESS STEEL WASHDOWN MOTORS**

- 3/4 - 10 hp: 3600, 1800 & 1200 RPM
- TEFC (IP56)
- All Stainless Steel Construction
- All Motors Come with a C-Face Kit
- Dual Rated 60 & 50 Hz Nameplate
- UL Recognized and CSA Approved


## ENGINEERED PRODUCTS

TECO-Westinghouse Motor Company is a leading manufacturer of electric motors, with a full line of induction, synchronous, and DC motors and generators available from 1/4 hp to 100,000 hp. We also supply motor controls and provide engineering services, genuine Westinghouse renewal parts, and large motor repairs.



### WORLD SERIES®

- 250 hp to 30,000 hp
- Thermalastic® Epoxy Insulation System
- Rugged Thru-Bolt Construction and End Rings
- Copper or Copper Alloy Rotor Bars
- Anti-Friction or Spherically-Seated, Self-Aligning, Split-Sleeve Bearings
- High Efficiency Designs for Reduced Life-Cycle Costs
- API 541, PAM, and Marine Duty Designs Available




### SYNCHRONOUS MOTORS

- 1000 hp to 100,000 hp
- Anti-Friction or Spherically-Seated, Self-Aligning, Split-Sleeve Bearings
- Brush or Brushless Excitation
- Thermalastic® Epoxy Insulation System
- High-Speed and Slow-Speed Designs Available
- VFD Applications Available
- Special Mill and Marine Duty Designs Available



### DC MOTORS

- Ratings up to 35,000 hp for the Metals, Mining, Marine, and Special Application Markets
- Special Insulation Coatings to Maintain High Insulation Resistance over Life of the Motor
- "Balanced Spring" Commutator to Assure Long Brush Life and Minimal Maintenance
- Rugged Armature Featuring Keyless Fits
- Rugged Spiders Smoothly Transmit Torque
- Heavy-Duty Stators Offer Proven, Long Lasting Reliability
- Spherically-Seated, Self-Aligning, Split-Sleeve Bearings



### WOUND ROTOR MOTORS

- Available from 25 hp to 20,000 hp
- Continuously Rated Slip Rings and Brushgear
- Heavy-Duty Rotor Construction for Dependable Service
- Thermalastic® Epoxy Insulation System
- Advanced Bearing System for Reliable Performance
- Rugged Frame Construction for Strength and Reliability
- Brush Lifting and Short Circuiting Devices Available
- Secondary Control Also Available



### LARGE MOTOR SERVICE

- Repair and Refurbish all Brands of Large Motors
- Engineering Studies and Evaluations
- Expert Field Service and Technical Assistance
- Redesign and Uprate of Westinghouse and TWMC Motors
- Repairs Using OEM Materials and Processes for Longer Life
- Engineered Solutions to Large Motor Problems
- High Voltage (up to 13.8kV) Repairs with Global VPI
- Dual Frequency Load Testing
- Service Division Hotline: 888-754-5006



### RENEWAL PARTS

- Renewal Parts for Over 500,000 Westinghouse and TECO-Westinghouse Form Wound/ High Voltage Motors Built in Pittsburgh, PA; Buffalo, NY; and Round Rock, TX.
- Engineered Replacement Components
  - AC Rotors and Stators
  - DC Armatures, Field Frames, and Commutators
  - Field Pole Assemblies
  - Replacement and Improved Design Cooling Packages (WPII, TEWAC, and TEAAC)