

www.optibelt.com  
**optibelt**

Products & Applications

# ***SERVICE KIT***



**Drive solutions with Optibelt**

## Optibelt Service Tools

Economic situations are now demanding that belt drives be properly installed and maintained to ensure that all available cost savings are realized. Large energy savings can be realized as well as time! All these costs are not usually associated to belt installations or the belt drives themselves; however using the proper belt effectively ensures a cost savings many times the cost of the individual drive components! The total drive cost or cost of ownership has to be understood in order to evaluate the savings realized by Optibelt products and the service tools we make available to the market.

The implementation of cost/energy reductions can take place easily and quickly with our technical devices. These devices are easy to use and operate. The wide range of tools has been expanded with a new offering that encompasses all installation and maintenance requirements in one kit! This economically priced SERVICE KIT contains a variety of technical devices that optimize the efficiency and operation of existing drives as well ensuring the proper initial installation on new equipment. The SERVICE KIT contains the following aids:

- Optibelt Service-Box: a selection of useful aids for quick help on site
- Optibelt laser pointer II: for correct pulley alignment
- Optibelt Tension Notebox: for the durable documentation of the tension values on the respective drive
- Optibelt TT mini S frequency tension tester: for the simple measurement of ideal belt tension

## optibelt Service-Box

When dealing with V-belts and ribbed belts, a level of tension that is too low results in unnecessary slipping of the belts, an issue that is difficult to notice and is rarely realized. This additional friction leads to increased energy consumption, and decreased belt life. The friction ages and hardens the belt resulting in mechanical efficiency losses that result in energy costs being realized that could easily be eliminated. In addition the reduction in belt life extends more costs by shutting down equipment more often to maintain and replace belt components. Not to mention the opportunity costs of working on these drives instead of something else. A level of tension that is too high leads to an increased bearing and shaft loads which can damage other components of the equipment. Also it can apply a distortion of the belt composition that is undesirable. When dealing with timing belts, the teeth may not engage cleanly with a low or a high tension value being introduced. It is easy to avoid these issues with the tools provided in the service-box.



# optibelt *SERVICE KIT*




## **optibelt laser pointer II**

On top of this, the mechanic can quickly and precisely align many types of drives, as well as other equipment. Reducing the friction in a belt drive means less pulley wear, longer running drive components, increased time between replacements and energy cost reductions. Total cost of ownership is reduced! Use of the Optibelt laser pointer II usually pays for itself in less than one month when dealing with multiple or large drives.

## **optibelt Tension Notebox**

While setting the correct drive tension is of great importance, it is equally important to be able to repeat the action and achieve the cost savings into the future and with other people that may be involved. The proven Optibelt "Tension notes" adhesive labels document the set values for the correct



tension methods. This provides the service technician at a future date the required information in a reliable manner without having to search through documentation of equipment. These adhesive labels can then be attached where appropriate for quick access to the information. As a result the maintenance and installation work can be carried out quicker and in a more accurate manner. Costs are subsequently reduced.

## **optibelt TT mini S**



... with a flexible swan neck for effortless measurements at difficult-to-reach places

The Optibelt TT mini S frequency tension tester is an appliance that is used to check the tension of drive belts by means of measuring frequency. Thanks to its compact design, this tension tester offers universal application possibilities for drives in machine construction, in the automotive industry and many


other application areas. The Optibelt TT mini S can even be used in difficult-to-reach places. V-belts, ribbed belts and timing belts can be simply and quickly reached in order to check their tension values. The Optibelt TT mini S offers more advantages with its Hertz [Hz] display, large measuring range from 10-600 Hz, simple and repeat measurement accuracy, small and compact construction (size of a mobile telephone), automatic switch-off function, plant calibration and CE approval.




## Lieferprogramm Product Range




1 **optibelt RED POWER II**  
5 **optibelt KB RED POWER II**  
Hochleistungs-Schmalkeilriemen,  
wartungsfrei  
*High performance wedge belts,  
maintenance-free*




2 **optibelt BLUE POWER**  
6 **optibelt KB BLUE POWER**  
Hochleistungs-Schmalkeilriemen  
*High performance wedge belts*




3 **optibelt SK**  
7 **optibelt KB SK**  
Schmalkeilriemen  
*Wedge belts*



4 **optibelt VB**  
8 **optibelt KB VB**  
Klassische Keilriemen  
*Classical V-belts*



9 **optibelt Super X-POWER M-S**  
Keilriemen, flankenoffen,  
formgezahnt  
*V-belts, raw edge,  
moulded cogged*



10 **optibelt Super KBX-POWER**  
Kraftbänder, flankenoffen  
*Kraftbands, raw edge*













11 **optibelt SUPER VX**  
Breitkeilriemen, flankenoffen,  
formgezahnt  
*Variable speed belts,  
raw edge, moulded cogged*



12 **optibelt SUPER DVX**  
Doppel-Breitkeilriemen,  
flankenoffen, formgezahnt  
*Double section variable speed belts,  
raw edge, moulded cogged*



13 **optibelt ZR**  
**optibelt ZR linear**  
Zahnriemen aus Chloropren  
*Chloroprene timing belts*



14 **optibelt OMEGA HL**  
**optibelt OMEGA HP**  
**optibelt OMEGA FanPower**  
**optibelt OMEGA linear**  
Zahnriemen aus Chloropren  
*Chloroprene timing belts*

15 **optibelt ALPHA Power**  
16 **optibelt ALPHA**  
**optibelt ALPHA linear / V**  
**optibelt ALPHAflex**  
Zahnriemen aus Polyurethan  
*Polyurethane timing belts*

17 **optibelt DK**  
Doppelkeilriemen  
*Double section V-belts*

18 **optimat OE**  
Endliche Keilriemen  
DIN 2216, gelocht  
*Open-ended V-belt,  
punched*

19 **optibelt RB**  
Rippenbänder  
*Ribbed belts*

20 **optibelt RR / RR PLUS**  
Kunststoffrundriemen  
*Plastic round section belting*

21 **optibelt KK**  
Kunststoffkeilriemen  
*Plastic V-belt*

22 **optibelt KS**  
Keilrillenscheiben  
*V-grooved pulleys*

23 **optibelt ZRS**  
Zahnriemenscheiben  
*Timing belt pulleys*

24 **optibelt RBS**  
Rippenbandscheiben  
*Ribbed belt pulleys*

25 **optibelt SERVICE KIT**